

What Emperia offers you...

- Capturing leads information
- Custom question is available
- Qualifying leads
- instant report download
- Searching leads
- Sharing digital content with leads*

*only those who got scanned

App usage fee

1st device login is Free.

Login into an unlimited number of devices for Japanese Yen 50,000

Leads Fee

No charge for lead capture

You will be charged for each exhibition/edition and each location will be charged.

How to use - Setting

01. Access to Emperia admin page

1.Login to Exhibitor hub

Exhibitor Hub

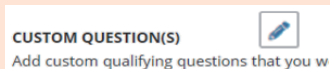
2.Click the Emperia icon



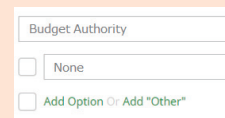
What you can do here 1.Setting Custom Question / 2.Setting Digital Contents / 3.Check the Access Code

02. Setting Custom Question

1.Click the edit icon next to "CUSTOM QUESTION"



2.Input question and answer, then press "Save"



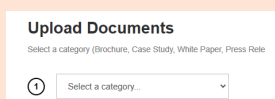
⚠ If you edit/add custom question, please make sure to refresh Emperia app every devices. If you don't refresh app, collected answers won't be saved / questions won't be displayed as you register.

※Custom questions cannot be edited/deleted once the show starts, but new questions can be added.

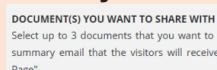
03. Setting the document(s) you want to share with your leads

The scanned lead will receive these documents along with your company details and contact information, in a consolidated list after the show.

1. Upload the documents at "Edit Profile Page"



2. Click the edit icon next to "Document(s) you want to share with your leads"



3.Choose up to 3 documents you would like to share

How to use - during the show

01. Download the Emperia app

1. Download the app from Google play store or App store




Please update your device (iOS/Android) to the latest version



2. Inputting Name and Company Access code at login screen

※Company access code is available within the Emperia admin page in the Exhibitor Hub. ※Name you input will be shown up in the list which scanned lead will receive after the show.
※Scanned information is only synced between multiple devices only if the names at login are exact same.
[Note] It is necessary to update your device's operating system to the latest version before using Emperia.
We are not responsible for any problems or damage that may occur as a result of using Emperia with a device that has not been updated to the latest OS.


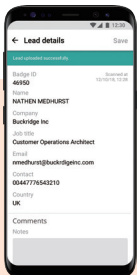
02. Scan the QR printed on badge



Click "Scan" and place the smartphone over the QR

※Please be noted that Emperia reads all QR even though it doesn't relate to the show.
※Please be aware that you can't get lead information of "Exhibitor Contractor" badge.
※Please be aware to connect to the network as needed to sync the scanned data to the server.

03. Take notes about captured lead



Rate the captured leads on a 5 point scale and write down the talk record.

※Please be aware to connect to the network as needed to sync the scanned data to the server.

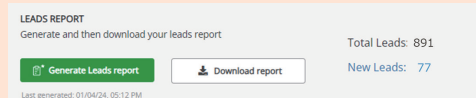
04. Check the reading status

Click "Leads" to see captured leads data

※ Please check the Exhibitor hub to ensure that the scanned data has been synchronized.
Show Management shall pay no reparations whatsoever related to the loss of scanned data in whole or in part due to the failure of Emperia app.

05. Download the Lead Report

Download lead report at Emperia admin page



※Information Leads report includes: Name, Company name, Division /Job title, email address, address, phone number, Rate, Note *Registered information only

Use the Emperia to maximize the exhibiting outcome !